

Monday, 25 Feb. 2019

Last time: arc length $L = \int_a^b |\vec{r}'(t)| dt$.

2


Example of a plane curve:

cycloid

- wheel of radius 1 rolls at 1 radian/second.

$\vec{r}(t)$ = position of an LED on the rim at time t .

(at $t=0$, centre of the wheel is at $(0,1)$ and LED is at $(0,0)$)



- At time t , the centre is at ~~(0,1)~~ $(t, 1)$.

and the vector from the centre to the LED is $\langle -\sin t, -\cos t \rangle$.

$$\Rightarrow \vec{r}(t) = \langle t, 1 \rangle + \langle -\sin t, -\cos t \rangle = \langle t - \sin t, 1 - \cos t \rangle$$

Upside-down, the cycloid has special properties:

- tautochrone

(see slides - click for videos)

- brachistochrone

- this is an infinite-dimensional min/max problem (calculus of variations)

§16.2. INTEGRATING FUNCTIONS ALONG CURVES.

For today, assume curves are smooth

i.e. $\vec{r}'(t)$ is continuous and non-vanishing.

Integration with one variable. [see slides]

- Fix $g: [a,b] \rightarrow \mathbb{R}$

- divide $[a,b]$ into n subintervals $[x_{i-1}, x_i]$ of size $\Delta x = \frac{b-a}{n}$.

- for each i choose $x_i^* \in [x_{i-1}, x_i]$

$$\hookrightarrow \int_a^b g(x) dx = \lim_{n \rightarrow \infty} \sum_{i=1}^n g(x_i^*) \Delta x$$

(if limit exists and doesn't depend on choices x_i^*)

Geometric meanings (see slides)

17.2


- $\int_a^b g(x) dx = (b-a) \cdot (\text{average value of } g \text{ on } [a,b])$
- $g \geq 0 \Rightarrow$ area under the curve.
- mass of a wire; can find its centre of mass.

Integration over curves:

Fix a curve $C \subset \mathbb{R}^2$ parametrized by $\vec{r}(t) = \langle x(t), y(t) \rangle$, $t \in [a,b]$.

Fix a function $f: C \rightarrow \mathbb{R}$.

- Divide $[a,b]$ into n -subintervals $[t_{i-1}, t_i]$ of length $\frac{b-a}{n}$ and choose $t_i^* \in [t_{i-1}, t_i]$ as before.
- Let Δs_i be the length of C from $\vec{r}(t_{i-1})$ to $\vec{r}(t_i)$.



Definition $\int_C f ds = \lim_{n \rightarrow \infty} \sum_{i=1}^n f(\vec{r}(t_i^*)) \Delta s_i$

(assuming the limit exists and is independent of t_i^*)

Theorem: $\int_C f ds = \int_a^b f(\vec{r}(t)) |\vec{r}'(t)| dt$
 $= \int_a^b f(x(t), y(t), z(t)) \sqrt{(x'(t))^2 + (y'(t))^2 + (z'(t))^2} dt$

WARNING - don't trace over the param more than once!

proof: $\Delta s_i \approx |\vec{r}(t_i) - \vec{r}(t_{i-1})| \approx |\vec{r}'(t_i^*)| \Delta t$

$$\begin{aligned} \therefore \int_C f ds &= \lim_{n \rightarrow \infty} \sum_{i=0}^n f(\vec{r}(t_i^*)) \Delta s_i \\ &= \lim_{n \rightarrow \infty} \sum_{i=0}^n f(\vec{r}(t_i^*)) |\vec{r}'(t_i^*)| \Delta t \\ &= \int_a^b f(\vec{r}(t)) |\vec{r}'(t)| dt. \quad \square \end{aligned}$$

Note: $\int_C f ds$ doesn't depend on the choice of parametrization \vec{r} .

(e.g. semi-circle from last time)

Geometric meanings:

17.3


1) $\int_C f ds = (\text{average value of } f \text{ on } C) \cdot (\text{length of } C).$

• in particular, if $f = 1$ everywhere

$$\int_C ds = \text{length of } C$$

$$(\text{=} \int |\vec{r}'(t)| dt \quad \text{as we saw Friday})$$

2) if $f \geq 0$, f describes a fence of varying height over the curve C



$$\int_C f ds = \text{surface area of (one side of) the fence.}$$

C

3) if f is the linear density of a wire shaped like C ,

$$\int_C f ds = \text{total mass of wire.}$$

Centre of mass of wire is at (\bar{x}, \bar{y}) where

$$\bar{x} = \frac{\int_C x f ds}{\int_C f ds} \quad \bar{y} = \frac{\int_C y f ds}{\int_C f ds}.$$

Example: Wire of constant density ρ over the semi-circle

$$x^2 + y^2 = 1, \quad y \geq 0.$$

① Use geometric reasoning to guess the most likely option for the centre of mass.

Now let's calculate the centre of mass.

$$\vec{r}(t) = \langle \cos t, \sin t \rangle, \quad 0 \leq t \leq \pi, \quad |\vec{r}'(t)| = 1$$

$$f(t) = \rho \quad \text{constant.}$$

$$\Rightarrow \int_C f ds = \int_0^\pi \rho dt = \rho \pi.$$

$$\int_C x f ds = \int_0^\pi \cos t dt = [\sin t]_0^\pi = 0 \quad \Rightarrow \bar{x} = 0$$

$$\int_C y f ds = \int_0^\pi \sin t dt = [-\cos t]_0^\pi = 2 \quad \Rightarrow \bar{y} = 2/\pi.$$

